



C41 Series Twin Water Softeners

- > Up to 42 gpm peak flow
- > Capacities to 450,000 grains per tank
- > Piping systems from 1" to 1½"
- > Continuous supply of soft water
- > Up to 30" tank sizes



Standard C41 Series 1" unit



MARKETS

24-Hour Laundry Use
Assisted Nursing Facilities
Boiler Feeds
Cafeterias/Food Service
Convenience Stores
Light Industrial Applications
Power Washer Applications
Residential
Restaurants
Reverse Osmosis Feed
Vehicle Wash



FEATURES

- > Continuous soft water 24 hours/day – one unit in service and the other unit in stand-by
- > Time-tested, hydraulically balanced piston for service and regeneration
- > Five-cycle valve for control of backwash, brine and rinse, fast rinse, brine refill, and service
- > High-capacity virgin polystyrene resin
- > Corrosion-resistant mineral tanks made from fiberglass-reinforced polyester
- > Corrosion-resistant brine tanks with automatic control and deluxe salt shelf
- > Automatic timed brine refill with pressure compensating flow control for easy adjustment
- > NSF® certified components

OPTIONAL FEATURES

- > Mechanical or electronic meter
- > ASME tanks
- > 1" lead-free brass valve body for superior strength and durability, as shown



C41 SERIES

The CustomCare® C41 Series twin water softeners are engineered to be highly effective in applications where 24-hour use is desired and common hard water conditions exist. The C41 Series equipment offers capacities between 15,000 and 450,000 grains with flow rates up to 42 GPM.

Salt and water savings is achieved by using 100% of tank capacity in service mode before switching to the second tank.

The system regenerates immediately with soft water when needed for a continuous supply of soft water. Regenerating with soft water keeps the system clean for optimal operating efficiencies and keeps maintenance to a minimum.

XT Controller






The XT advanced electronic controller is available for single control valve (dual tank) operation. The backlit LED status light indicates control valve status when in service (blue), regeneration (green), or if errors have occurred (red).

The XT also features a remote lockout, entire regeneration sequence programming, easy electronic programming, and easy installation with plug-in wiring harness.

The backlit LED display shows multiple diagnostics on the XT including flow rate, peak flow rate, gallonage totalizer, hours between last two regenerations, volume remaining, days usage, reserve volume, and valve position.

Tanks

The C41 tank colors will vary depending on tank size. Below are the tank sizes and colors:

-  Up to 13" in black
-  14-16" in gray
-  18" and larger in natural

Control Valves



The 1" C41 Series system controller features a fiber-reinforced polymer valve body for superior strength and durability. They are non-corrosive and UV resistant.



The C41 with the 1 1/2" brass controller is the standard for smaller sized commercial/ industrial markets. Their high backwash and service flow rates operate up to a 450,000 grain unit.



Typical C41 system shown with 1" controller.

Note: This product is not certified as a microbiological purifier and should not be applied as a stand-alone disinfection solution for micro-biologically unsafe water.

SOFTENERS

C41 Series Twin Water Softeners

Your local water treatment professional: